

CONFIDENTIAL: This document is the property of **Multi-Pak Corporation** and must be returned upon request. The information contained herein is confidential and privileged under the law and may not be copied, shown or otherwise disclosed to any person not subject to a **Multi-Pak** supply contract or confidential information condisclosure agreement. Unauthorized disclosure or use of this information may cause substantial and irreparable injury to **Multi-Pak**

D

C



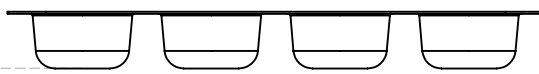
B

A

.29

2.80
[71]

4.25
[108]



D

C

B

A

UNLESS OTHERWISE SPECIFIED
DIMENSIONS ARE IN INCHES
TOLERANCES ARE:
FRACTIONS DECIMALS ANGLES
+/- 1/16" .XX+/- .01 +/- 1°
.XXX+/- .005

MATERIAL : **PVC/FOIL**

QTY
REQD :

DO NOT SCALE DRAWING

CAD GENERATED DRAWING,
DO NOT MANUALLY UPDATE

COMMENTS :
C

DRAWN BY : **MP**

CHECKED BY :
E.U.

DATE:
7/26/2012



20131 Bahama St. Chatsworth, CA 91311
p: (818) 709-0508 f: (818) 709-2056
www.multi-pak.com

T20F

SIZE
A

DWG. NO.

REV.

SCALE 1:1

CAD FILE:

SHEET 1 OF 1